

New

Series H8000 nickel-plated dual seal super-rapid fittings

Tube external diameters: 4, 6, 8, 10, 12 mm
Fittings threads: BSP (G1/8, G1/4, G3/8, G1/2)

SERIES H8000 NICKEL-PLATED SUPER-RAPID FITTINGS



Series H8000 fittings are designed to be used in particularly dirty and dusty working environments. The patented system with double tightening on the tube guarantees a highly reliable connection and avoids any risk of leakage.

The special shape of the collar prevents the entry of impurities inside the fitting, guaranteeing performance over time, retention of the tube and easy connection and release.

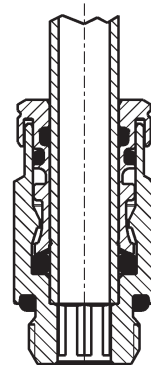
Series H8000 fittings have a brass body, FKM seals for high temperatures (EPDM and NBR seals are also available) and can be used with pressures between -0.9 and 60 bar.

- » Protection against dust and debris
- » Silicone free
- » Suitable for vacuum
- » Also suitable for metal tubes

GENERAL DATA

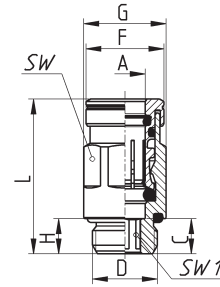
Diameters	ø 4, 6, 8, 10, 12 mm
Threads	Gas cylindrical ISO-228 (BSP)
Temperature	With FKM seals (standard): -15°C ÷ 200°C (dry air) With EPDM (upon request): -40°C ÷ 110°C With NBR seals (upon request): -20°C ÷ 80°C
Tube to connect	Polyamide (PA) 6 - 11 - 12, Polyurethane (PU), Polyethylene (PE), hytel Polyester, PTFE and metal tubing (properly shaped)
Medium	All fluids compatible with the fitting materials requiring a leak-tight seal, e.g. water. For other fluids, please contact our technicians.
Materials	body: nickel-plated brass Gripper: nickel-plated brass Seals: FKM (EPDM and NBR upon request)
Working pressure	-0.9 bar ÷ 60 bar The Series H8000 fittings can withstand a maximum pressure of 60 bar. However, the tube used might affect or limit the operating pressure considerably.

Fitting with connecting tube



Fittings Mod. H8512

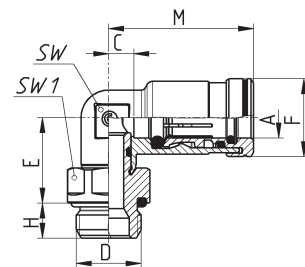
BSP Male Connector



DIMENSIONS										
Mod.	A	D	C	F	G	H	L	SW	SW1	Weight (g)
H8512 4-1/8-V	4	G1/8	5	10.5	13.5	6	23.5	12	2.5	17
H8512 6-1/8-V	6	G1/8	5	13.5	13.5	6	27	12	4	18
H8512 6-1/4-V	6	G1/4	6	13.5	16.4	7	28	15	4	27.5
H8512 8-1/8-V	8	G1/8	8.5	15.5	16.4	6	32	15	6	23
H8512 8-1/4-V	8	G1/4	7	15.5	16.4	7	31	15	6	27
H8512 8-3/8-V	8	G3/8	5	15.5	20.5	7	29	15	6	42
H8512 10-1/8-V	10	G1/8	8.5	18	18.5	7	35	17	5	33.5
H8512 10-1/4-V	10	G1/4	10	18	18.5	7	36.5	17	7	35.5
H8512 10-3/8-V	10	G3/8	4.5	18	20.5	7	31	19	8	42
H8512 10-1/2-V	10	G1/2	4.5	18	24.8	8	31	22	8	63
H8512 12-1/4-V	12	G1/4	10.1	20	20.5	7	37	19	7	38.5
H8512 12-3/8-V	12	G3/8	4.6	20	20.5	7	32	19	9	35
H8512 12-1/2-V	12	G1/2	5.6	20	24.8	8	33	22	9	56

Fittings Mod. H8522

BSP Swivel Male Elbow

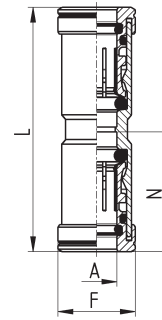


DIMENSIONS										
Mod.	A	D	C	E	F	H	M	SW	SW1	Weight (g)
H8522 4-1/8-V	4	G1/8	3	14.5	10.5	6	22	9	12	19.5
H8522 6-1/8-V	6	G1/8	4	15	13.5	6	26	10	12	25
H8522 6-1/4-V	6	G1/4	4	16	13.5	7	26	10	15	31.5
H8522 8-1/8-V	8	G1/8	5	16	15.5	6	29	12	12	30
H8522 8-1/4-V	8	G1/4	5	17	15.5	7	29	12	15	37.5
H8522 8-3/8-V	8	G3/8	5	17	15.5	7	29	12	19	47
H8522 10-1/8-V	10	G1/8	6	19.5	18	7	32.5	13	14	40
H8522 10-1/4-V	10	G1/4	5	19.5	18	7	32.5	13	15	44
H8522 10-3/8-V	10	G3/8	5	19.5	18	7	32.5	13	19	55
H8522 10-1/2-V	10	G1/2	6	19.5	18	8	32.5	13	22	66
H8522 12-1/4-V	12	G1/4	7	20.5	20	7	34	15	17	55
H8522 12-3/8-V	12	G3/8	7	20.5	20	7	34	15	19	60
H8522 12-1/2-V	12	G1/2	7	21.5	20	8	34	15	22	71

Fittings Mod. H8580



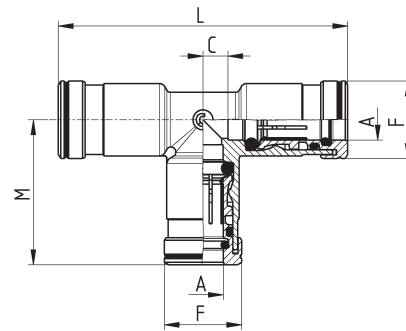
Union Connector



DIMENSIONS					
Mod.	A	F	N	L	Weight (g)
H8580 4-V	4	10.5	19	38	18.5
H8580 6-V	6	13.5	22	45	26.5
H8580 8-V	8	15.5	24	49	35
H8580 10-V	10	18	26.5	54	49.5
H8580 12-V	12	20	27	55	58

Fittings Mod. H8540

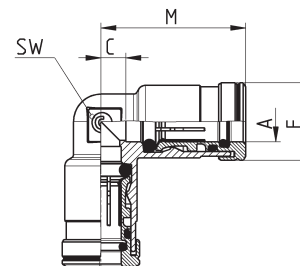
Tee Connector



DIMENSIONS						
Mod.	A	C	F	M	L	Weight (g)
H8540 4-V	4	3	10.5	22	44	28
H8540 6-V	6	4	13.5	26	52	43
H8540 8-V	8	5	15.5	29	58	55
H8540 10-V	10	6	18	32.5	64	78
H8540 12-V	12	7	20	34	67	90

Fittings Mod. H8550

Elbow Connector



DIMENSIONS						
Mod.	A	C	F	M	SW	Weight (g)
H8550 4-V	4	3	10.5	22	9	20
H8550 6-V	6	4	13.5	26	10	30
H8550 8-V	8	5	15.5	29	12	40
H8550 10-V	10	6	18	32.5	-	54
H8550 12-V	12	7	20	34	-	64